


Slide 1

**Online Safety for Parents and Carers**  
**March 2017**

- Look at how children use the internet
- Raise awareness of e-Safety issues
- Offer guidance on how to help keep children safe online

J.H. Godwin Primary School 

---

---

---

---

---

---


---

---

Slide 2

**Benefits of technology for children:**

- fun
- educational
- can help raise standards
- helps build creativity
- enables communication with friends and family

J.H. Godwin Primary School 

---

---

---

---

---

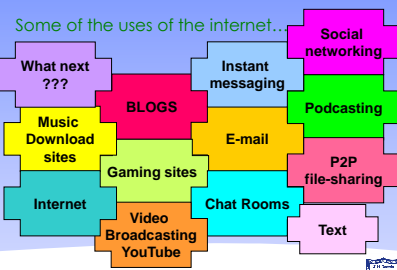
---


---

---

Slide 3

Some of the uses of the internet...



J.H. Godwin Primary School 

---

---

---

---

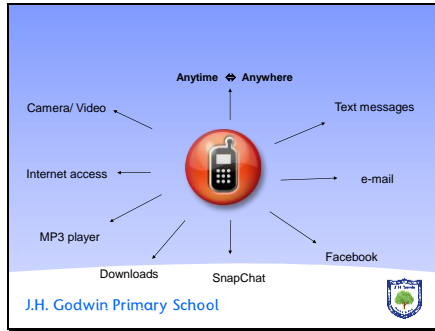
---

---

---

---

Slide 4



---

---

---

---

---

---

---

---

---

---

Slide 5

**Keeping our children safe online**

Are you 100% sure that your child:

- is viewing appropriate material?
- is playing appropriate games?
- is talking or messaging people that they know?

**SUPERVISE – CHECK – TALK ABOUT IT**

J.H. Godwin Primary School

---

---

---

---

---

---

---

---

---

---

Slide 6

**Risks**

- Children make online 'friends' and chat to people who are unknown who may pose a risk to them
- Children may upload or view inappropriate material
- Sharing files can lead to spyware, identify theft and greater vulnerability to viruses.
- Risk of cyber bullying

J.H. Godwin Primary School

---

---

---

---

---

---

---

---

---


---

Slide 7

**School approach to E-safety**

**S**afe: keeping personal information safe  
**M**eeting: online friends are strangers  
**A**ccepting: be aware of viruses  
**R**eliable: information may be untrue  
**T**ell: inform an adult

E-Safety Day

Kender Primary School 

---

---

---

---

---

---

---

---

---

---


Slide 8

**School** ↔ **Home**

- Supervised
- Monitored
- Filtered
- Curriculum

**?**

Rise of smartphone and ipod

J.H. Godwin Primary School 

---

---

---

---

---

---

---

---

---

---


Slide 9

**Access to technology**

**Where?**                      **When?**

- Internet agreements with your child
- Limit time using technology
- Think about where they use technology - webcams
- Take technology at night
- Check privacy settings, restrict certain apps.

- 1/4 of children admitted to missing sleep because of technology
- 2/3s of children said using technology interrupted time doing schoolwork and spending time with friends and family

J.H. Godwin Primary School 

---

---

---

---

---

---

---

---

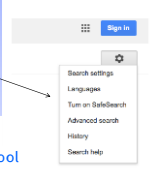
---


---

Slide 10

What to do?

- Check history of websites children have viewed
- Turn on Safe Search in Google



J.H. Godwin Primary School 

---

---

---

---

---

---

---


---

---

---

Slide 11

- Encourage use of child friendly search engines e.g. Yahoo!igans
- Use child safe apps – Youtube Kids.
- Check advert content before allowing usage.
- Think about when your child needs a mobile phone. Contact the provider to put restrictions on usage.

J.H. Godwin Primary School 

---

---

---

---

---

---

---


---

---

---

Slide 12

- Make sure you use a firewall and have anti-virus software
- Set up a family email for websites children access
- Encourage children to not use a nickname on sites and not share personal information

J.H. Godwin Primary School 

---

---

---

---

---

---

---

---

---

---


Slide 13

### Gaming

- This can be a huge platform for bullying behaviour, bad language, grooming.
- Talk to children about playing with strangers and giving personal information
- Children playing games rated above their age can suffer issue with their mental health, including: violent outburst, anger management, inappropriate adult behaviors, stress, trauma.

PEGI (The Pan-European Game Information age rating system) was established in 2003 to help European parents make informed choices

3	Violence - Game contains depictions of violence
7	Sexual Content - Game contains depictions of or material which may encourage, discriminate
12	Sex - Game depicts nudity and/or sexual behaviour or sexual references
16	Drugs - Game refers to or depicts the use of drugs
18	Beer - Game may be frightening or scary for young children
18	Bad Language - Game contains bad language

J.H. Godwin Primary School 

---

---

---

---

---

---

---

---

---

---

---

---

Slide 14



- How many children have profiles on any of these websites?
- Do parents know about all of these?
- Are privacy settings locked down?
- Do you know who they are talking to?
- Do you know the images they are viewing?
- Do you know if they are being bullied or bullying (trolling) anyone using these sites?

J.H. Godwin Primary School 

---

---

---

---

---

---

---

---

---

---

---


---

Slide 15

### Ban or Educate?

Facebook and most other social media sites are for over 13 year olds.

- Build a profile with your child. Discuss what personal information to share.
- Set a strong password.
- Become your child's friend.
- Discuss which photos are appropriate to post and how they can be misused.
- Explain that friends should be people they know.
- Set strong privacy settings to friends only.

J.H. Godwin Primary School 

---

---

---

---

---

---

---

---

---

---

---

---

Slide 16

• [Know Your Friends Video](#)

J.H. Godwin Primary School

---

---

---

---

---

---

---

---